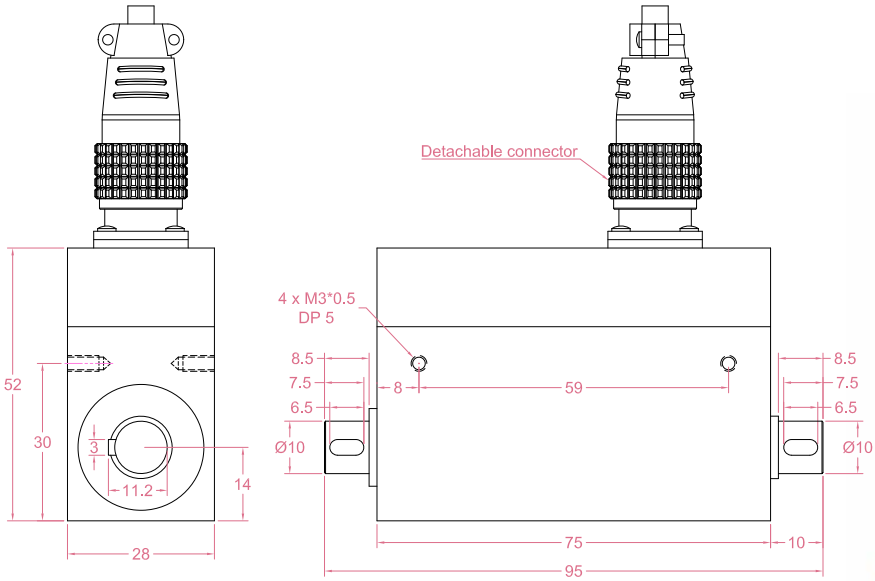




Dimensions in "mm"



Order example:

2 x RTS06 - 1Nm

Quantity Model Capacity

Email to sales@loadcellsensor.com for a quote

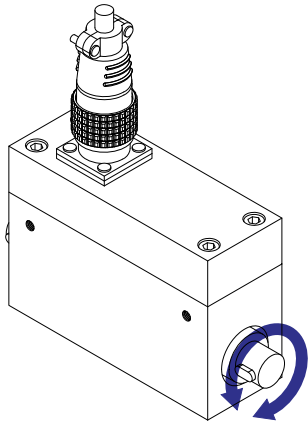
Specifications			
Rated Capacity	0.1/0.2/0.5/1/2/3/5 Nm		
Max Rotating Speed	3000RPM		
Rated Output	1.0 mV/V	Compensated Temp.	0...+40°C
Excitation	3~15V	Operating Temp.	-10...+60°C
Zero Balance	±0.05 mV/V	Temp. Coeff. of Zero	±0.02% F.S./°C
Nonlinearity	±0.2% F.S.	Temp. Coeff. of Span	±0.02% F.S./°C
Hysteresis	±0.2% F.S.	Input Resistance	385±30 Ohms
Nonrepeatability	±0.1% F.S.	Output Resistance	350±10 Ohms
Creep(5min)	±0.05% F.S.	Insulation Resistance	>2000M Ohms(50V)
Safe Load Limit	150% F.S.	IP Rating	IP40
Breaking Load	180% F.S.	Element Material	Stainless steel
Cable	Ø5*3000mm 4-conductor shielded cable		

• LCS reserves the right to modify its design and specifications without notice

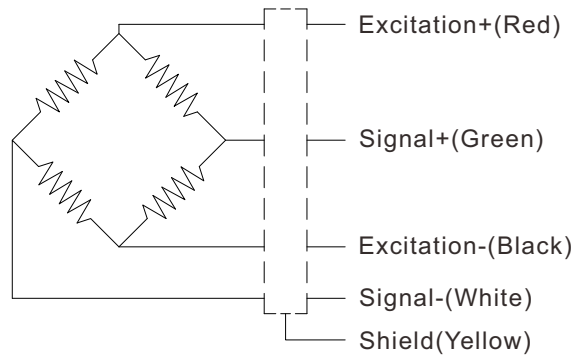




Load direction



Wiring Code@Clockwise



Shield is NOT connected to the sensor body

Sensor/Amplifier/Indicator

Items	Power supply	Output/Function
RTS06	3-15V (Constant)	-15mV...+15mV (Depending on the power supply)
RTS06 + Analog amplifier	12~24V DC	0-3.3V,0-5V,0-10V, -5-5V,-10-10V,0-5-10V 0-20mA,4-20mA,4-12-20mA...
RTS06 + Digital amplifier	12~24V DC	RS485 or RS232 output
RTS06 + Indicator	12~24V DC	Display force value Switch/Relay output Peak holding RS485/RS232 interface 0-5V/0-10V/4-20mA output
Email us for datasheet of amplifier and indicator		

