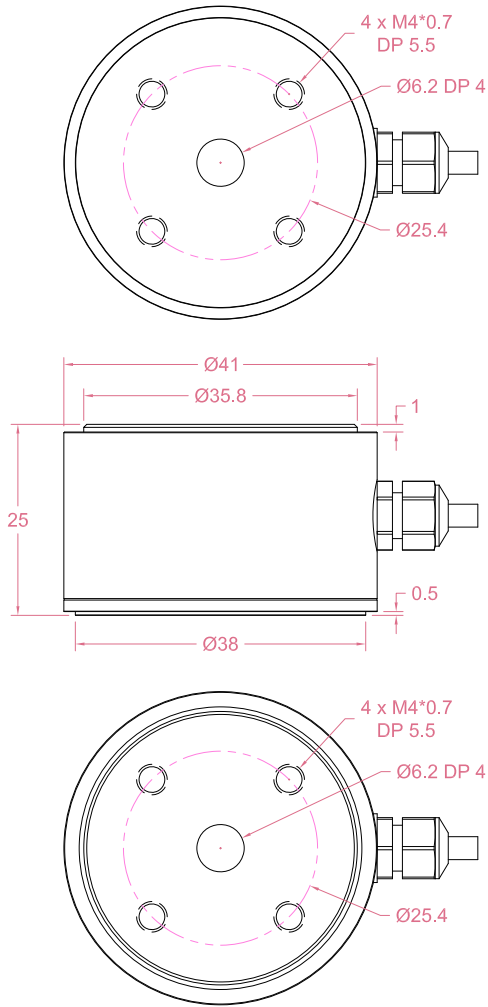




Dimensions in "mm"



Order example:

2 x LCF06 - 5kN


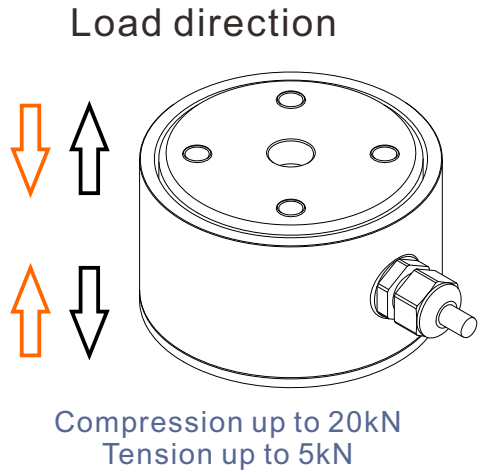
Quantity      Model      Capacity

Email to [sales@loadcellsensor.com](mailto:sales@loadcellsensor.com) for a quote

Specifications			
Rated Capacity	100/200/500/1k/2k/5k/10k/20k N		
Rated Output	2.0 mV/V	Compensated Temp.	0...+40°C
Excitation	3~15V	Operating Temp.	-20...+60°C
Zero Balance	±0.1 mV/V	Temp. Coeff. of Zero	±0.02% F.S./°C
Nonlinearity	±0.1% F.S.	Temp. Coeff. of Span	±0.02% F.S./°C
Hysteresis	±0.1% F.S.	Input Resistance	385±30 Ohms
Nonrepeatability	±0.05% F.S.	Output Resistance	352±5 Ohms
Creep(5min)	±0.05% F.S.	Insulation Resistance	>2000M Ohms(50V)
Safe Load Limit	150% F.S.	IP Rating	IP50
Breaking Load	200% F.S.	Element Material	Stainless steel
Cable	Ø3*3000mm 4-conductor shielded cable		

• LCS reserves the right to modify its design and specifications without notice





### Sensor/Amplifier/Indicator

Items	Power supply	Output/Function
LCF06	3-15V (Constant)	-30mV...+30mV (Depending on the power supply)
LCF06 + Analog amplifier	12~24V DC	0-3.3V,0-5V,0-10V, -5-5V,-10-10V,0-5-10V 0-20mA,4-20mA,4-12-20mA...
LCF06 + Digital amplifier	12~24V DC	RS485 or RS232 output
LCF06 + Indicator	12~24V DC	Display force value Switch/Relay output Peak holding RS485/RS232 interface 0-5V/0-10V/4-20mA output

[Email us for datasheet of amplifier and indicator](mailto:sales@loadcellsensor.com)

### Customization options

Cable (Length/Specifications/Connectors)
Dimensions and measuring range
Working Temperature (-30°C...+130°C)
IP Rating (Up to IP67)