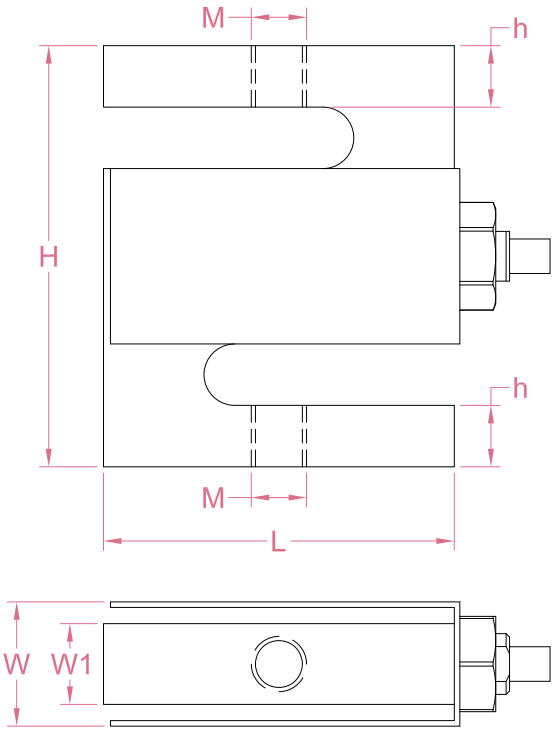




Dimensions in "mm"



Capacity	L	H	W	W1	h	M
50/100kg	50.8	61	18	11.7	8.9	M8*1.25
250/500kg	50.8	61	25	18	8.9	M12*1.75
1t	50.8	61	31	24.4	8.9	M12*1.75
2.5t	76.2	99.1	31	24.4	14	M20*1.5
5t	74.7	99.1	38	30.7	18.4	M20*1.5
7.5t	87.4	139.7	45	37.1	27.5	M24*2
10t	112.8	177.8	50	42.9	39.9	M30*2

Order example:

2 x LCS13 - 100kg

Quantity Model Capacity

Email to sales@loadcellsensor.com for a quote

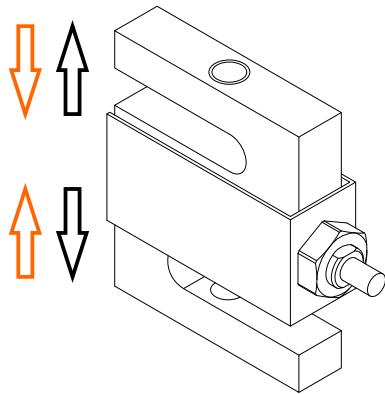
Specifications			
Rated Capacity	50/100/250/500 kg 1/2.5/5/7.5/10t		
Rated Output	3.0±0.01 mV/V	Compensated Temp.	-10...+40°C
Excitation	3~15V	Operating Temp.	-30...+70°C
Zero Balance	±0.03 mV/V	Temp. Coeff. of Zero	±0.002% F.S./°C
Nonlinearity	±0.02% F.S.	Temp. Coeff. of Span	±0.002% F.S./°C
Hysteresis	±0.02% F.S.	Input Resistance	430±60 Ohms
Nonrepeatability	±0.015% F.S.	Output Resistance	352±5 Ohms
Creep(30min)	±0.02% F.S.	Insulation Resistance	>2000M Ohms(50V)
Safe Load Limit	150% F.S.	IP Rating	IP67
Breaking Load	250% F.S.	Element Material	Stainless steel
Cable	Ø5*6000mm 4-conductor shielded cable		

• LCS reserves the right to modify its design and specifications without notice

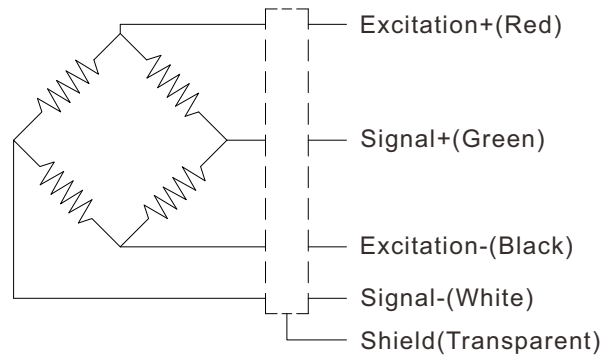




Load direction



Wiring Code@Compression



Shield is NOT connected to the sensor body

