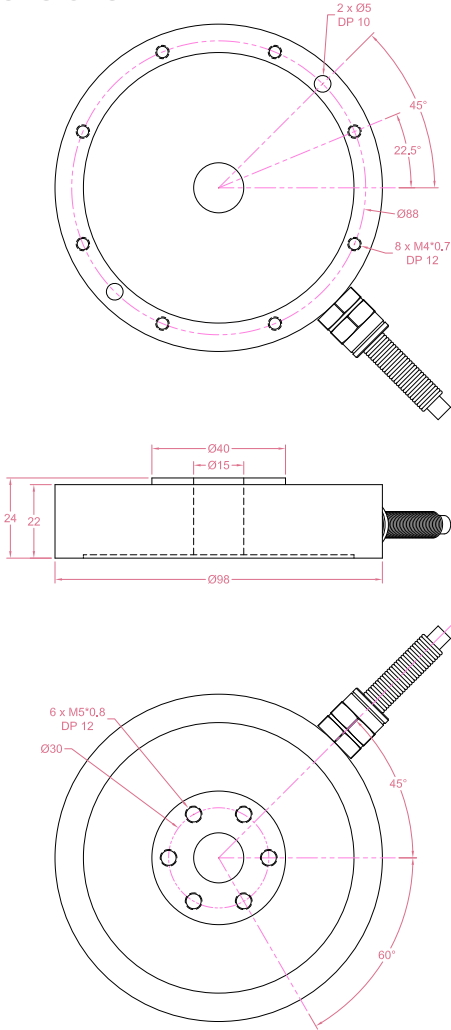




Dimensions in "mm"



Order example:

1 x LCM2D

Quantity Model

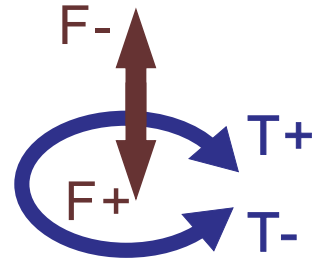
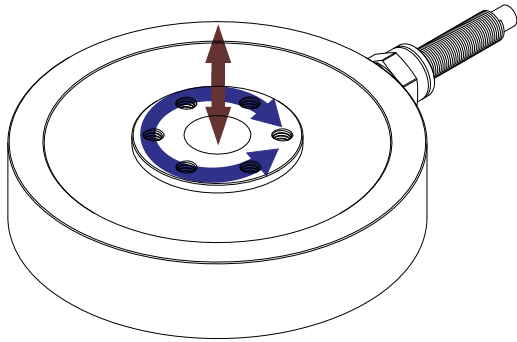
Email to sales@loadcellsensor.com for a quote

Specifications			
Rated Capacity	Force: 200N Torque: 5Nm		
Rated Output	1.5 mV/V	Compensated Temp.	0...+40°C
Excitation	3~12V	Operating Temp.	-10...+60°C
Zero Balance	±0.05 mV/V	Temp. Coeff. of Zero	±0.02% F.S./°C
Nonlinearity	±0.3% F.S.	Temp. Coeff. of Span	±0.02% F.S./°C
Hysteresis	±0.3% F.S.	Input Resistance	175±30 Ohms
Nonrepeatability	±0.1% F.S.	Output Resistance	350±10 Ohms
Creep(3min)	±0.05% F.S.	Insulation Resistance	>2000M Ohms(50V)
Safe Load Limit	150% F.S.	IP Rating	IP50
Breaking Load	200% F.S.	Element Material	Aluminum alloy
Cable	Ø5.8*2000mm 6-conductor shielded cable		

• LCS reserves the right to modify its design and specifications without notice

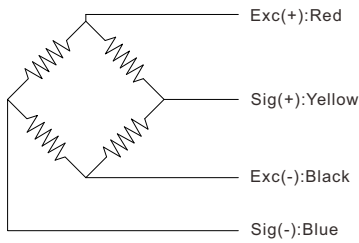


Load direction

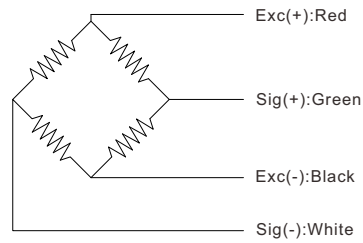


Wiring Code

Force channel(F)



Torque channel(T)



Shield is NOT connected to the sensor body

Sensor/Amplifier/Indicator

Items	Power supply	Output/Function
LCM2D	3-12V (Constant)	-18mV...+18mV (Depending on the power supply)
LCM2D + Analog amplifier	12~24V DC	0-3.3V,0-5V,0-10V,0-2.5-5V,0-5-10V -3.3-3.3V,-5-5V,-10-10V 0-20mA,4-20mA,4-12-20mA...
LCM2D + Digital amplifier	12~24V DC	RS485 or RS232 output

[Email us for datasheet of amplifiers](#)

Customization options

- Cable
(Length/Specifications/Connectors)
- Dimensions and measuring range